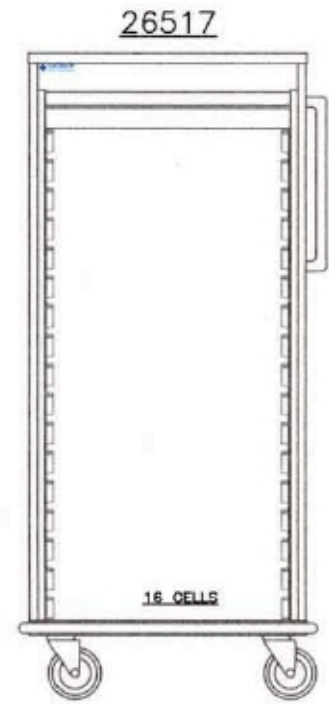
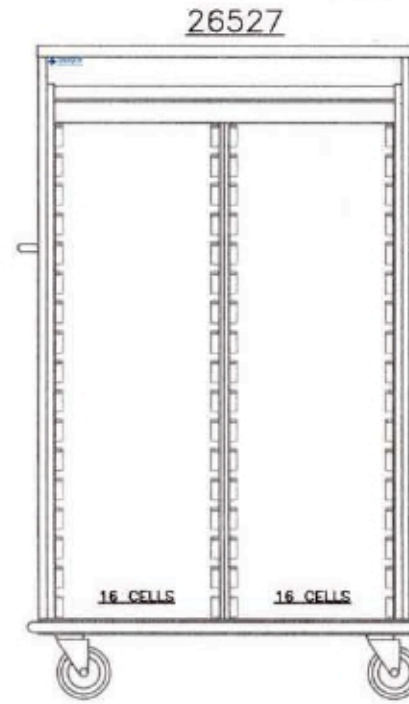


DOOR STYLE  
 OPAQUE TAMBOUR  TRANSLUCENT TAMBOUR   
 GLASS DOOR   
 (2652/26527 ONLY)



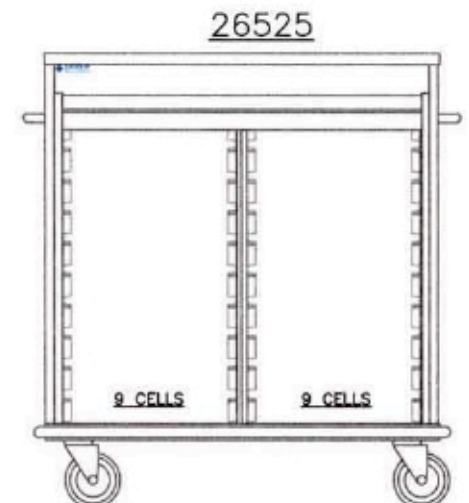
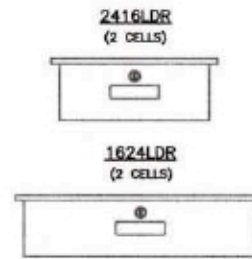
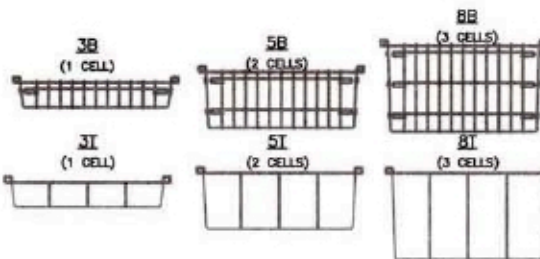
244DIV  
184DIV

CAT24  
CAT16

2416SHE / 2418SHC  
(1 CELL)

1624SHE / 1624SHC  
(1 CELL)

2436SHC / 1636SHC  
(1 CELL)



HOSPITAL  
 STREET ADDRESS  
 CITY/STATE/ZIP  
 DATE

CONTACT NAME  
 PHONE/EMAIL  
 SALESPERSON